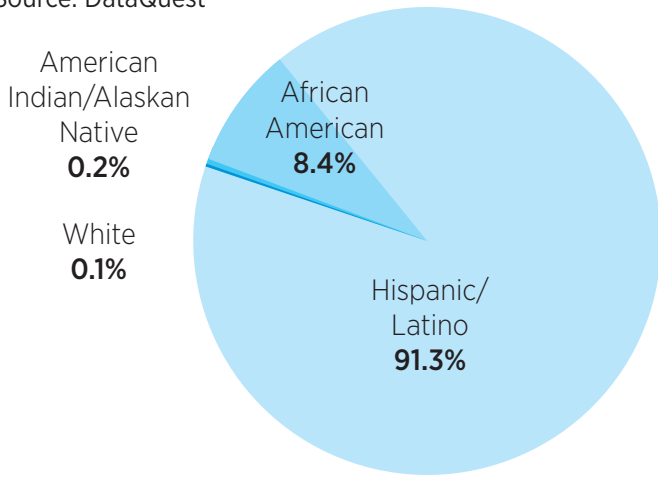


# THOMAS JEFFERSON SENIOR HIGH SCHOOL

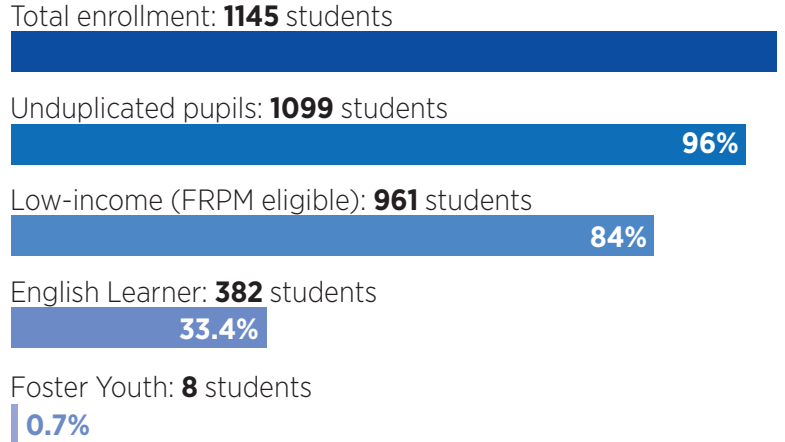
**FIG 1. Student Enrollment by Ethnicity (2013-14)**

Source: DataQuest



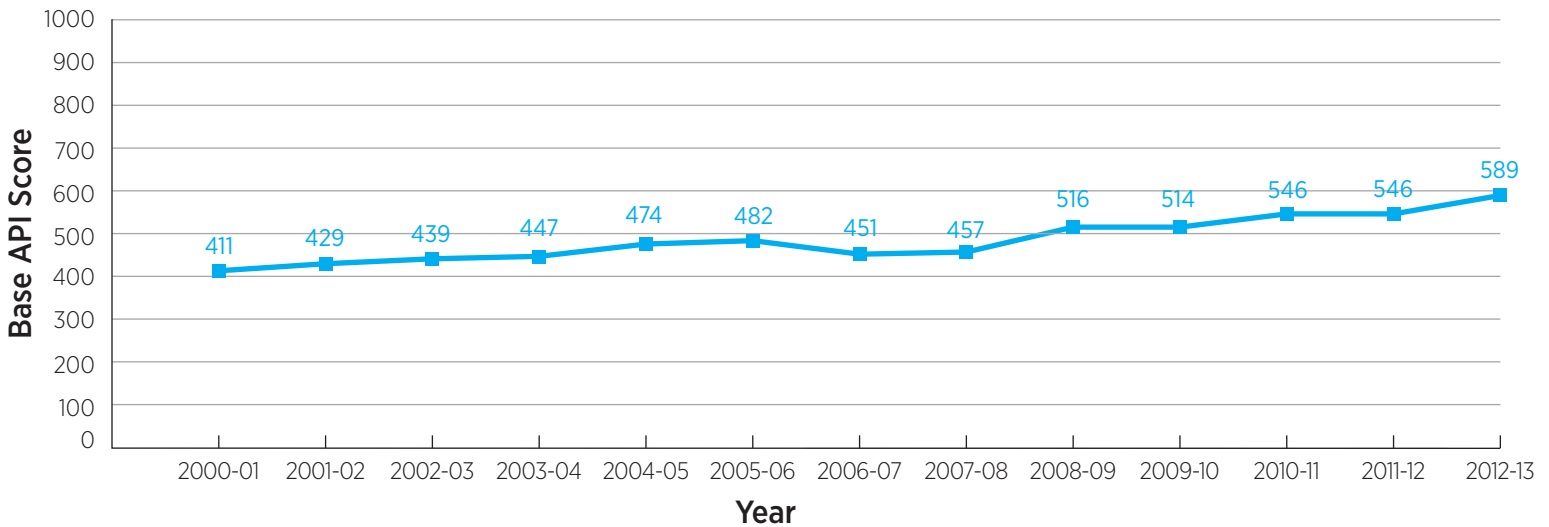
**FIG 2. Unduplicated Pupil Count (2013-14)**

Source: CALPADS



**FIG 3. Base Academic Performance Index (API) Scores from 2000-2013**

Source: DataQuest



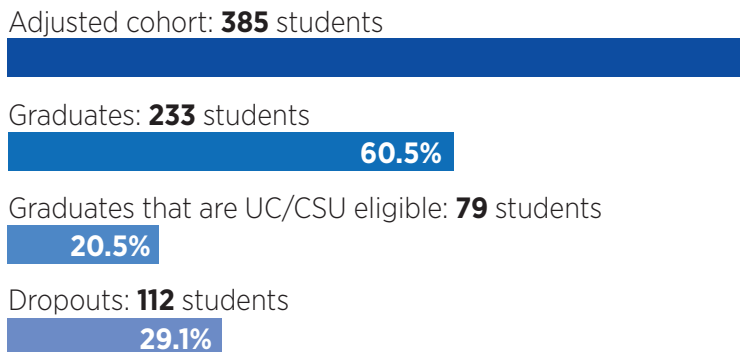
**FIG 4. California Standards Test (CST) Proficiency (2012-13)**

Source: DataQuest

English-Language Arts		Mathematics		Science		History/Social Science	
Proficient + above	Below proficient	Proficient + above	Below proficient	Proficient + above	Below proficient	Proficient + above	Below proficient
24%	76%	6%	94%	23%	77%	15%	85%

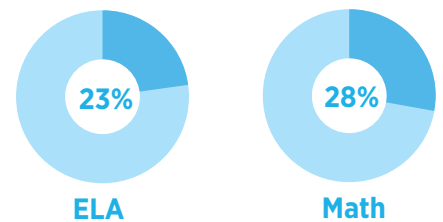
**FIG 5. Graduation Rate and UC/CSU Eligibility (2012-13)**

Source: DataQuest



**FIG 6. Percent of Students Scoring Proficient or Advanced on the CAHSEE (2012-13)**

Source: SARC



**FIG 7. SAT Participation and Performance (2012-13)**

Source: CDE

